


STATEMENT OF APPROPRIATIONS, ALLOTMENTS, OBLIGATIONS, DISBURSEMENTS AND BALANCES
As of the Quarter Ending December 31, 2021
(Absolute Value)


FAR No. 1

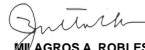
Department: Budgetary Support to Government Corporations
Agency: National Electrification Administration
Operating Unit: N/A
Organization Code (UACS): 35015000000
Fund Cluster: 01 - Regular Agency Fund

Authorization: 01 - Current Year Appropriations
Report Status: SUBMITTED

Particulars	UACS CODE	Appropriation			Allotments			Current Year Obligations					Current Year Disbursements					Balances					
		Authorized Appropriation	Adjustments (Transfer To)/From, Realignment	Adjusted Appropriations	Allotments Received	Adj. (Withdrawal, Realignment)	Adjusted Total Allotments	1st Q.	2nd Q.	3rd Q.	4th Q.	Total	1st Q.	2nd Q.	3rd Q.	4th Q.	Total	Unreleased Appropriations	Unobligated Allotment	Unpaid Obligations			
								Mar. 31	Jun. 30	Sep. 30	Dec. 31		Mar. 31	Jun. 30	Sep. 30	Dec. 31				Due and Demandable	Not Yet Due and Demandable		
1	2	3	4	5=(3+4)	6	7	10=([6+(-)7]-8+9)	11	12	13	14	15=(11+12+13+14)	16	17	18	19	20=(16+17+18+19)	21=(5-10)	22=(10-15)	23	24		
I. Agency Specific Budget																							
Subsidies	101277																						
Operations	3000000000000000																						
OO - Access to electrification expanded	3100000000000000																						
NATIONAL RURAL ELECTRIFICATION	3101000000000000																						
Sitio Electrification Sub-program	3101010000000000																						
Locally-Funded Project(s)	3101012000000000																						
Sitio Electrification Project	310101200001000																						
MOOE		1,627,500,000.00		1,627,500,000.00	1,627,500,000.00		1,627,500,000.00			680,023,228.68	383,694,516.39	1,063,717,745.07			3,284,264.89	213,710,382.47	216,994,647.36			563,782,254.93	846,723,097.71		
Electric Cooperative Emergency and Resiliency Fund																							
MOOE		750,000,000.00		750,000,000.00	750,000,000.00		750,000,000.00			750,000,000.00		750,000,000.00					268,760,863.86	268,760,863.86			481,239,136.14		
Installation of Solar Panels in Public Schools																							
MOOE		20,000,000.00		20,000,000.00	20,000,000.00		20,000,000.00													20,000,000.00			
Installation of Solar Panels in Schools in Lipa City																							
MOOE		100,000,000.00		100,000,000.00	100,000,000.00		100,000,000.00													100,000,000.00			
Sub-Total, Agency-Specific		2,497,500,000.00		2,497,500,000.00	2,497,500,000.00		2,497,500,000.00			1,430,023,228.68	383,694,516.39	1,813,717,745.07			3,284,264.89	482,471,246.33	485,755,511.22			683,782,254.93	1,327,962,233.85		
PS																							
MOOE		2,497,500,000.00		2,497,500,000.00	2,497,500,000.00		2,497,500,000.00			1,430,023,228.68	383,694,516.39	1,813,717,745.07			3,284,264.89	482,471,246.33	485,755,511.22			683,782,254.93	1,327,962,233.85		
Fin Ex																							
II. Automatic Appropriations																							
Sub-Total, Automatic Appropriations																							
III. Continuing Appropriations/ BSGC-Others																							
NDRRM Fund (Quick Response Fund), FY 2020 Continuing Appropriations					100,000,000.00		100,000,000.00		100,000,000.00							12,065,883.42	22,685,840.11	34,751,723.53	(100,000,000.00)			65,248,276.47	
NDRRMF (Calamity Fund)-Marawi Recovery, Rehab. & Reconstruction Program, FY 2021 GAA			22,278,757.00	22,278,757.00	22,278,757.00		22,278,757.00				22,278,757.00	22,278,757.00									22,278,757.00		
Discontinuance of Electrification of LGUs/NGOs Resettlement Sites, 2020 Continuing Appropriations					(41,393,300.00)		(41,393,300.00)										41,393,300.00	41,393,300.00					
Sub-Total, Continuing Appropriations/ BSGC-			22,278,757.00	22,278,757.00	80,885,457.00		80,885,457.00		100,000,000.00		22,278,757.00	122,278,757.00			12,065,883.42	64,079,140.11	76,145,023.53	(58,606,700.00)	(41,393,300.00)		46,133,733.47		
PS																							
MOOE			22,278,757.00	22,278,757.00	80,885,457.00		80,885,457.00		100,000,000.00		22,278,757.00	122,278,757.00			12,065,883.42	64,079,140.11	76,145,023.53	(58,606,700.00)	(41,393,300.00)		46,133,733.47		
Fin Ex																							
CO																							
GRAND TOTAL		2,497,500,000.00	22,278,757.00	2,519,778,757.00	2,578,385,457.00		2,578,385,457.00		100,000,000.00	1,430,023,228.68	405,973,273.39	1,935,996,502.07			15,350,148.31	546,550,386.44	561,900,534.75	(58,606,700.00)	642,388,954.93	1,374,095,967.32			
PS																							
MOOE		2,497,500,000.00	22,278,757.00	2,519,778,757.00	2,578,385,457.00		2,578,385,457.00		100,000,000.00	1,430,023,228.68	405,973,273.39	1,935,996,502.07			15,350,148.31	546,550,386.44	561,900,534.75	(58,606,700.00)	642,388,954.93	1,374,095,967.32			
Fin Ex																							


Prepared by:

IMEE S. APOSTOL
Chief Corporate Accountant A
Financial Planning and Control Division

Checked and reviewed by:

ARSENIA M. SACDALAN
Acting Manager
Financial Planning and Control Division

Certified Correct:

MILAGROS A. ROBLES
Acting Department Manager
Finance Services

Recommending Approval:

SONIA B. SAN DIEGO
Deputy Administrator
Corporate Resources and Financial Services

Approved by:

EMMANUEL P. JUANEZA
Administrator

Notes: